

# Pinecone Ridge Lodge

by Shelly Comiskey










Quilt size: 68" x 84 1/2" (1.73m x 2.15m)

Skill Level: Advanced Beginner

## Make A Wish Quilt

Designed by Karen Bialik The Fabric Addict  
[www.fabricaddict.net](http://www.fabricaddict.net)

## Make A Wish Quilt Ordering Guide

SKU	Yards	Meters	6 Kits	12 Kits
 2124-89	2/3 yd	0.61m	1 bolt	1 bolt
 2126-08	2 1/4 yd	2.06m	1 bolt	2 bolts
 2127-88	1/3 yd	0.30m	1 bolt	1 bolt
 2128-89	1 1/4 yd	1.14m	1 bolt	2 bolts
 2129-89	1 1/8 yd	1.03m	1 bolt	1 bolt
 2132P-89	2/3 yd	0.61m	1 bolt	1 bolt
 8945-99*	1 1/4 yd	1.14m	1 bolt	2 bolts
<b>Backing Fabric Option</b>				
2123-89	5 1/4 yd	4.80m	3 bolts	5 bolts
<p>* Indicates binding fabric.            FQ = 18" x 22" (0.45m x 0.55m)            All fabric quantities are based on 15yd bolts unless otherwise indicated.</p>				



2126-08  
Cardinals  
White/Red



2127-88  
Tossed Animals  
Red



2128-89  
Bias Plaid  
Multi



2129-89  
Buffalo Plaid  
Red/Black



8945-99\*  
Whimsy Basics  
Black



2124-89  
24 Inch Block Panel  
Multi



2132P-89  
24 Inch Winter Animal Panel  
Multi