

YARDAGE SUMMARY
~ GEESE ON THE MEADOW ~






























Six-Part Stitch-Along Program Featuring Kim Diehl's *WIT AND WISDOM* Collection

Yardage requirements for one complete quilt (including binding) are itemized below, and have been rounded up to the nearest 1/8 yard increment. Backing requirement is not included. Yardage amounts are for ordering purposes only; refer to the "Installment Yardage Guidelines" document when planning monthly installments.

Please use the individual project installment directions when cutting and preparing kits.

Pre-cut sizes are as follows:

Fat Quarters – 18" x 21" ♦ Fat 8ths – 9" x 21" ♦ Chubby 16ths – 9" x 10 1/2"

 1417-30 ♦ 3/8 yard	 1421-70 ♦ 3/8 yard	 1426-33 ♦ 3/8 yard
 1417-40 ♦ 3/8 yard	 1421-88 ♦ 3/8 yard	 1426-66 ♦ 3/8 yard
 1417-66 ♦ 3/8 yard	 1422-11 ♦ 3/8 yard	 1426-77 ♦ 3/8 yard
 1418-33 ♦ 3/8 yard	 1422-99 ♦ 1 1/2 yards	 1427-33 ♦ 3/8 yard
 1418-88 ♦ 3/8 yard	 1423-88 ♦ 3/8 yard	 1427-88 ♦ 3/8 yard
 1419-30 ♦ 3/8 yard	 1424-33 ♦ 3/8 yard	 1428-44 ♦ 1 yard
 1419-88 ♦ 3/8 yard	 1424-55 ♦ 3/8 yard	 1429-44 ♦ 1 yard
 1419-99 ♦ 3/4 yard	 1424-88 ♦ 3/8 yard	 1430-44 ♦ 1 yard
 1420-11 ♦ 3/8 yard	 1425-40 ♦ 3/8 yard	 1431-44 ♦ 1 yard
 1420-30 ♦ 3/8 yard	 1425-66 ♦ 3/8 yard	